

Student Registration for Connect/Connect Plus from BlackBoard.

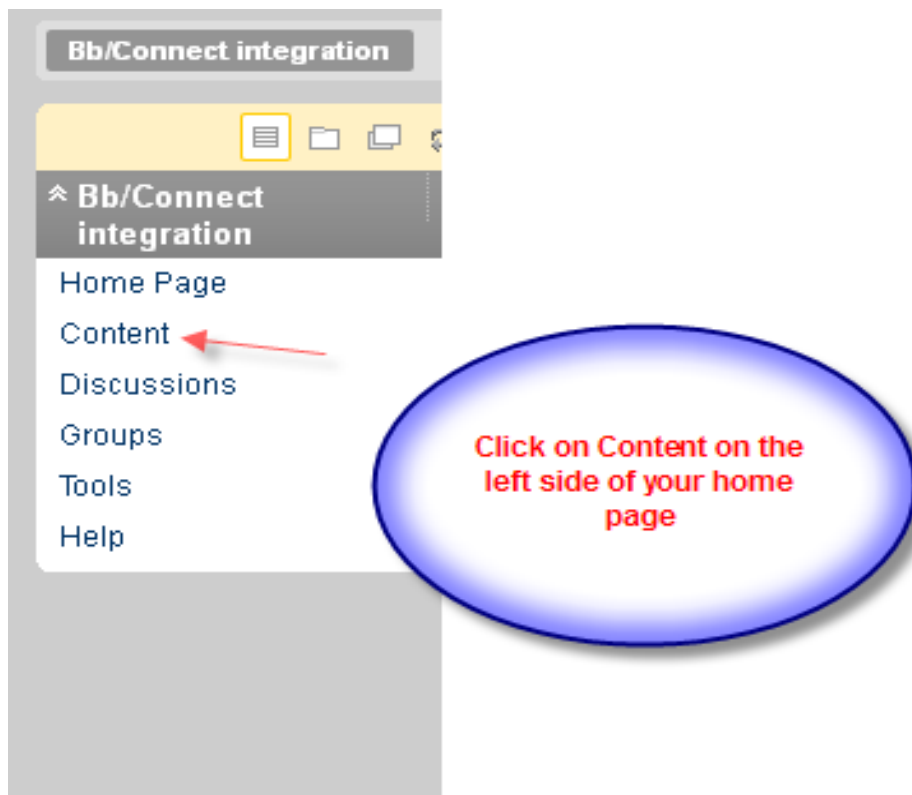
Step 1: Log-in to Blackboard

Step 2:



The screenshot shows the 'My Courses' section of a Blackboard interface. Under the heading 'Courses in which you are enrolled:', there are two course entries: 'Bb/Connect integration' and 'Intro to Marketing'. A red arrow points from a blue callout bubble to the 'Bb/Connect integration' link. The callout bubble contains the text: 'Click on your course/section that you need to register for: this is an example'.

Step 3:



The screenshot shows the navigation menu for the 'Bb/Connect integration' course. The menu items are: Home Page, Content, Discussions, Groups, Tools, and Help. A red arrow points from a blue callout bubble to the 'Content' link. The callout bubble contains the text: 'Click on Content on the left side of your home page'.

Step 4:

Content



New Animation Questions

homework



ChemDraw Questions

homework



Interactives

homework



Chapter 3

homework



Chapter 3. Stoichiometry of Formulas and Equations

learnsmart



Bb/sample

homework

Click on a assignment
to get you to the first
time user registration
start up



Step 5:



Step 6:



Step 7:

Student Registration

Tell us your email address

We'll check to see if you already have a McGraw-Hill Higher Education account and show you your registration options. [Our Privacy Policy](#)

Email Address:

Example: jdoe@email.com

Enter your email address here, and click submit: follow the directions to enter your personal information

Step 8:

Student Registration

Pay by credit card to access Chemistry, or register with a registration code.


Have a registration code?

Enter your registration code below. Your code is printed on a card that came with your textbook, or you purchased it separately.

Registration Code:

- - - -

Example: GRFU-BYHA-6MYJ-FGGMK-F9XA



Your registration code is printed on a card that looks like this.

[Have a registration code?](#)

Enter your registration code that would be on the Connect access card you purchased with your textbook or at the bookstore

Purchase Connect/Connect Plus online with a Credit Card

Don't have a code?



If you don't have a registration code, you can purchase access to Chemistry by credit card.

Not ready to buy yet?

Get instant access to your instructor's course work and materials for a FREE trial. Your work will always be saved during the trial period and you'll receive a reminder before it expires.

Step 9:




Your registration is complete. You can now access your course.

[go to my Connect course](#)

Note: your instructor may want you to use Blackboard to access your assignments.

[« return to Blackboard](#)



Notice: your registration is complete. You may go to your Connect course, or return to Blackboard

Thank you for registering for with Connect through Blackboard.

Need Assistance?

If you notice problems or have difficulties with Blackboard please contact Bb support at [Support for Students](#).

If you are noticing problems or having difficulties with Connect/Connect Plus please visit www.mhhe.com/support. For technical assistance call us at **(800) 331-5094**; or via web-email at www.mhhe.com/support (click “Contact Us”).