

## RPTM Exit Survey Results: 2015-2017

This document serves as a summary for the Recreation, Park, and Tourism Management (RPTM) program's internal exit survey. The results included in this document are from the 2015-2016 and 2016-2017 academic years.

### About the Respondents

Concentration Area	AY 2015-2016	AY 2016-2017	Combined
Recreation Management	3 (23%)	5 (38%)	8 (31%)
Park Management	6 (46%)	6 (46%)	12 (46%)
Tourism Management	4 (31%)	2 (15%)	6 (23%)
<b>Grand Total</b>	<b>13 (100%)</b>	<b>13 (100%)</b>	<b>26 (100%)</b>

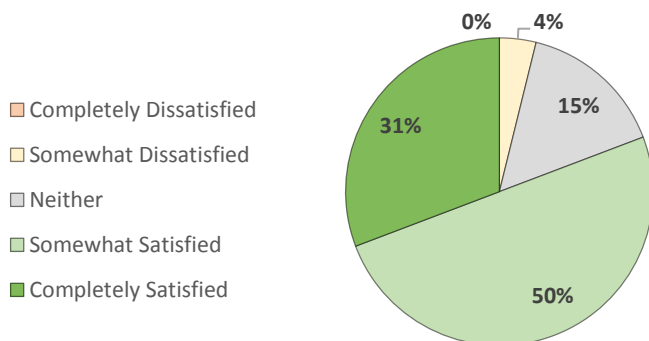
### Respondents and Their Engagement in the RPTM Field

- Professional Organizations: For the 2016-2017 academic year, **31%** ( $n=4$ ) of respondents were members of professional organizations. This is up from **15%** ( $n=2$ ) the previous academic year.
- Professional Conferences: For the 2016-2017 academic year, **31%** ( $n=4$ ) of respondents attended a professional conference. This is up from **23%** ( $n=3$ ) the previous academic year.
- Volunteer Activities in RPTM and/or Inclusive Recreation: For the 2016-2017 academic year, **100%** ( $n=13$ ) of respondents indicated that they participated in volunteer activities in recreation, parks, tourism and/or inclusive recreation. This is up from **77%** ( $n=10$ ) the previous academic year.
- Employment in RPTM during College Career: *In response to "Over the course of your college career, how much of your paid employment was in the recreation, park, and tourism field?"* For the 2016-2017 academic year, **75%** ( $n=9$ ) of those that worked while in college indicated that most to all of their paid employment was within the recreation, park, and tourism field. This is up from **54%** ( $n=7$ ) the previous academic year.

## Satisfaction Data

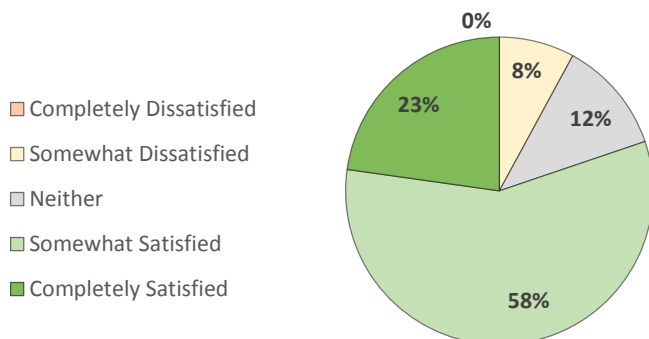
The below charts show an overall satisfaction with the RPTM program (2015-2017, N=26). For detailed results, please see the below data table.

### 7.1) Courses that incorporate the use of technology as a learning tool. (e.g., Blackboard Learn, multimedia, clickers, etc.)



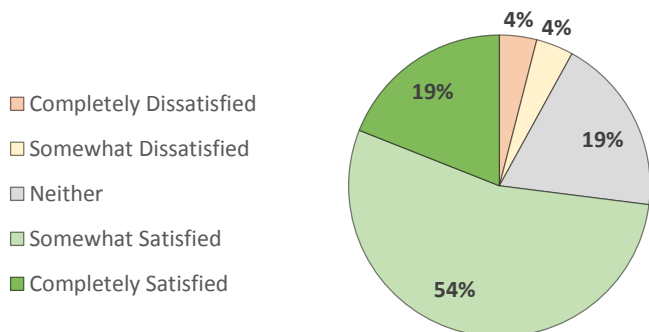
AY 2015-2016 and 2016-2017		
(1) Completely Dissatisfied	0	0%
(2) Somewhat Dissatisfied	1	4%
(3) Neither	4	15%
(4) Somewhat Satisfied	13	50%
(5) Completely Satisfied	8	31%
<b>Total</b>	<b>26</b>	<b>100%</b>

### 7.2) Courses that teach me how to apply technology tools used in the field. (software applications, social media, etc.)



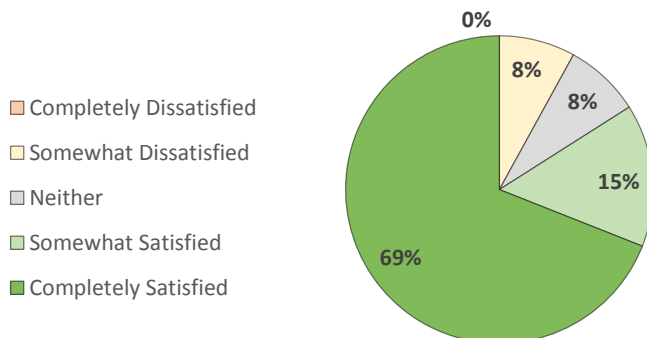
AY 2015-2016 and 2016-2017		
(1) Completely Dissatisfied	0	0%
(2) Somewhat Dissatisfied	2	8%
(3) Neither	3	12%
(4) Somewhat Satisfied	15	58%
(5) Completely Satisfied	6	23%
<b>Total</b>	<b>26</b>	<b>100%</b>

### 7.3) Communication channels for information about the major, jobs/internships, volunteer opportunities, etc. (E.g., FaceBook, RPTM list-serve, RPTM Flashline Group)



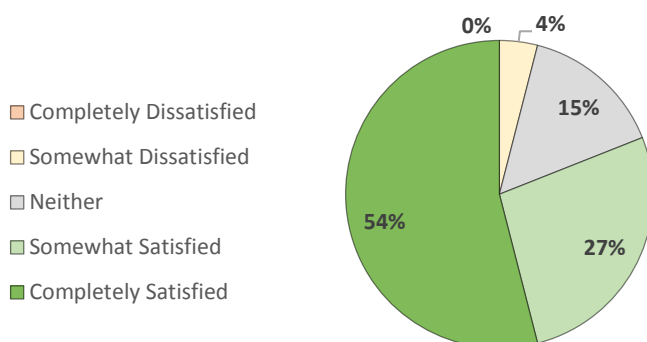
AY 2015-2016 and 2016-2017		
(1) Completely Dissatisfied	1	4%
(2) Somewhat Dissatisfied	1	4%
(3) Neither	5	19%
(4) Somewhat Satisfied	14	54%
(5) Completely Satisfied	5	19%
<b>Total</b>	<b>26</b>	<b>100%</b>

#### 7.4) Instructors' expertise related to course content.



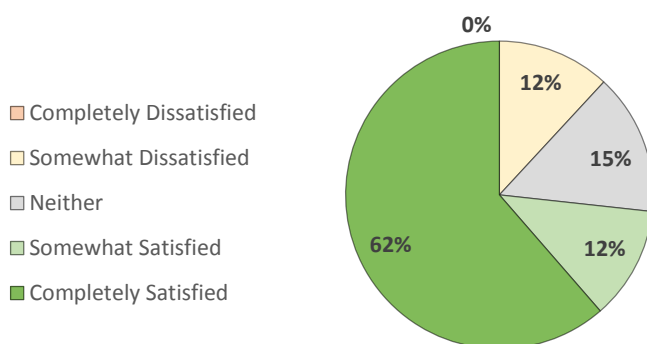
AY 2015-2016 and 2016-2017		
(1) Completely Dissatisfied	0	0%
(2) Somewhat Dissatisfied	2	8%
(3) Neither	2	8%
(4) Somewhat Satisfied	4	15%
(5) Completely Satisfied	18	69%
<b>Total</b>	<b>26</b>	<b>100%</b>

#### 7.5) Incorporation of research-based knowledge into course content.



AY 2015-2016 and 2016-2017		
(1) Completely Dissatisfied	0	0%
(2) Somewhat Dissatisfied	1	4%
(3) Neither	4	15%
(4) Somewhat Satisfied	7	27%
(5) Completely Satisfied	14	54%
<b>Total</b>	<b>26</b>	<b>100%</b>

#### 7.6) Incorporation of practical applications of course content.



AY 2015-2016 and 2016-2017		
(1) Completely Dissatisfied	0	0%
(2) Somewhat Dissatisfied	3	12%
(3) Neither	4	15%
(4) Somewhat Satisfied	3	12%
(5) Completely Satisfied	16	62%
<b>Total</b>	<b>26</b>	<b>100%</b>

**Q7: Please indicate your satisfaction with the following aspects of the RPTM program. On a scale from 1-Completely Dissatisfied to 5-Completely Satisfied**

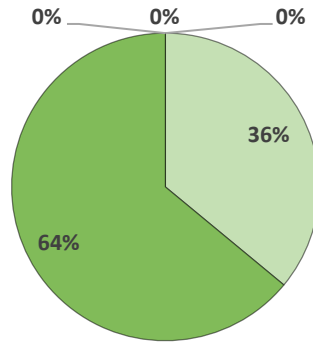
Item #7	(1) Completely Dissatisfied		(2) Somewhat Dissatisfied		(3) Neither		(4) Somewhat Satisfied		(5) Completely Satisfied		N		Mean		Grand Mean
	15-16	16-17	15-16	16-17	15-16	16-17	15-16	16-17	15-16	16-17	15-16	16-17	15-16	16-17	
7.1) Courses that incorporate the use of technology as a learning tool. (e.g., Blackboard Learn, multimedia, clickers, etc.)	0	0	1	0	4	0	4	9	4	4	13	13	3.85	4.31	4.08
7.2) Courses that teach me how to apply technology tools used in the field. (software applications, social media, etc.)	0	0	0	2	3	0	7	8	3	3	13	13	4.00	3.92	3.96
7.3) Communication channels for information about the major, jobs/internships, volunteer opportunities, etc. (E.g., FaceBook, RPTM list-serve, RPTM Flashline Group)	0	1	0	1	2	3	9	5	2	3	13	13	4.00	3.62	3.81
7.4) Instructors' expertise related to course content.	0	0	0	2	0	2	3	1	10	8	13	13	4.77	4.15	4.46
7.5) Incorporation of research-based knowledge into course content.	0	0	0	1	2	2	4	3	7	7	13	13	4.38	4.23	4.31
7.6) Incorporation of practical applications of course content.	0	0	1	2	1	3	2	1	9	7	13	13	4.46	4.00	4.23

**Student Learning Data**

The below charts show that students scored items related to their ability to apply their knowledge and skills highly. For detailed results, please see the below data table.

**6.1) I can apply entry-level knowledge concepts, principles, and procedures of management/ administration.**

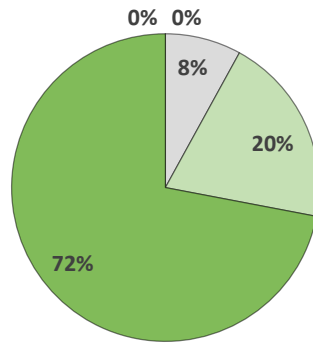
- Disagree Completely
- Disagree Somewhat
- Neither Disagree or Agree
- Agree Somewhat
- Agree Completely



AY 2015-2016 and 2016-2017		
(1) Disagree Completely	0	0%
(2) Disagree Somewhat	0	0%
(3) Neither Disagree or Agree	0	0%
(4) Agree Somewhat	9	36%
(5) Agree Completely	16	64%
<b>Total</b>	<b>25</b>	<b>100%</b>

**6.2) I can apply current technology to professional practice.**

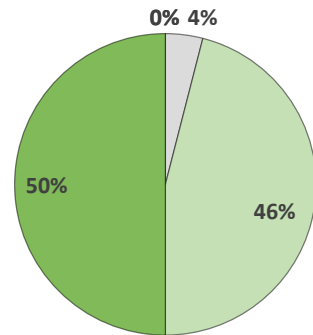
- Disagree Completely
- Disagree Somewhat
- Neither Disagree or Agree
- Agree Somewhat
- Agree Completely



AY 2015-2016 and 2016-2017		
(1) Disagree Completely	0	0%
(2) Disagree Somewhat	0	0%
(3) Neither Disagree or Agree	2	8%
(4) Agree Somewhat	5	20%
(5) Agree Completely	18	72%
<b>Total</b>	<b>25</b>	<b>100%</b>

**6.3) I can apply basic principles of research and data analysis.**

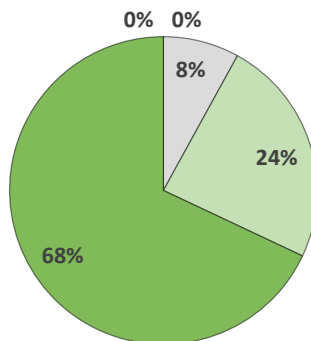
- Disagree Completely
- Disagree Somewhat
- Neither Disagree or Agree
- Agree Somewhat
- Agree Completely



AY 2015-2016 and 2016-2017		
(1) Disagree Completely	0	0%
(2) Disagree Somewhat	0	0%
(3) Neither Disagree or Agree	1	4%
(4) Agree Somewhat	11	46%
(5) Agree Completely	12	50%
<b>Total</b>	<b>24</b>	<b>100%</b>

**6.4) I can use the tools of professional communication including writing, speaking, and multimedia resources.**

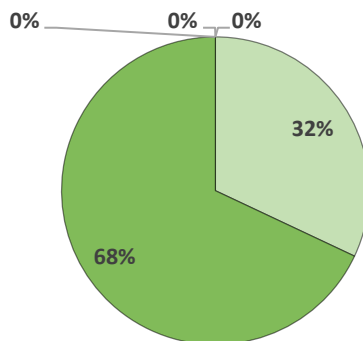
- Disagree Completely
- Disagree Somewhat
- Neither Disagree or Agree
- Agree Somewhat
- Agree Completely



AY 2015-2016 and 2016-2017		
(1) Disagree Completely	0	0%
(2) Disagree Somewhat	0	0%
(3) Neither Disagree or Agree	2	8%
(4) Agree Somewhat	6	24%
(5) Agree Completely	17	68%
<b>Total</b>	<b>25</b>	<b>100%</b>

**6.5) I can use critical thinking to solve problems related to different facets of professional practice.**

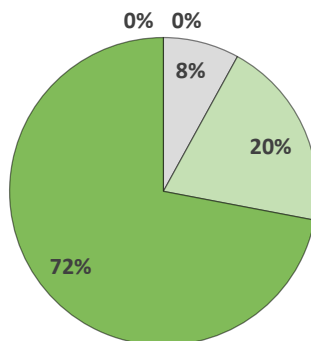
- Disagree Completely
- Disagree Somewhat
- Neither Disagree or Agree
- Agree Somewhat
- Agree Completely



AY 2015-2016 and 2016-2017		
(1) Disagree Completely	0	0%
(2) Disagree Somewhat	0	0%
(3) Neither Disagree or Agree	0	0%
(4) Agree Somewhat	8	32%
(5) Agree Completely	17	68%
<b>Total</b>	<b>25</b>	<b>100%</b>

**6.6) I can use my knowledge, skills, and abilities to engage in advocacy.**

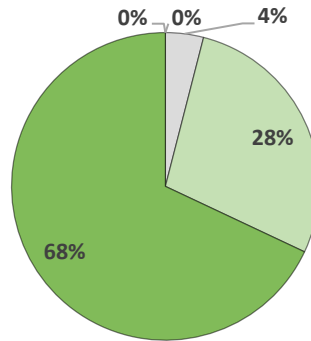
- Disagree Completely
- Disagree Somewhat
- Neither Disagree or Agree
- Agree Somewhat
- Agree Completely



AY 2015-2016 and 2016-2017		
(1) Disagree Completely	0	0%
(2) Disagree Somewhat	0	0%
(3) Neither Disagree or Agree	2	8%
(4) Agree Somewhat	5	20%
(5) Agree Completely	18	72%
<b>Total</b>	<b>25</b>	<b>100%</b>

**6.7) I can use my knowledge, skills, and abilities to stimulate innovation.**

- Disagree Completely
- Disagree Somewhat
- Neither Disagree or Agree
- Agree Somewhat
- Agree Completely



AY 2015-2016 and 2016-2017		
(1) Disagree Completely	0	0%
(2) Disagree Somewhat	0	0%
(3) Neither Disagree or Agree	1	4%
(4) Agree Somewhat	7	28%
(5) Agree Completely	17	68%
<b>Total</b>	<b>25</b>	<b>100%</b>

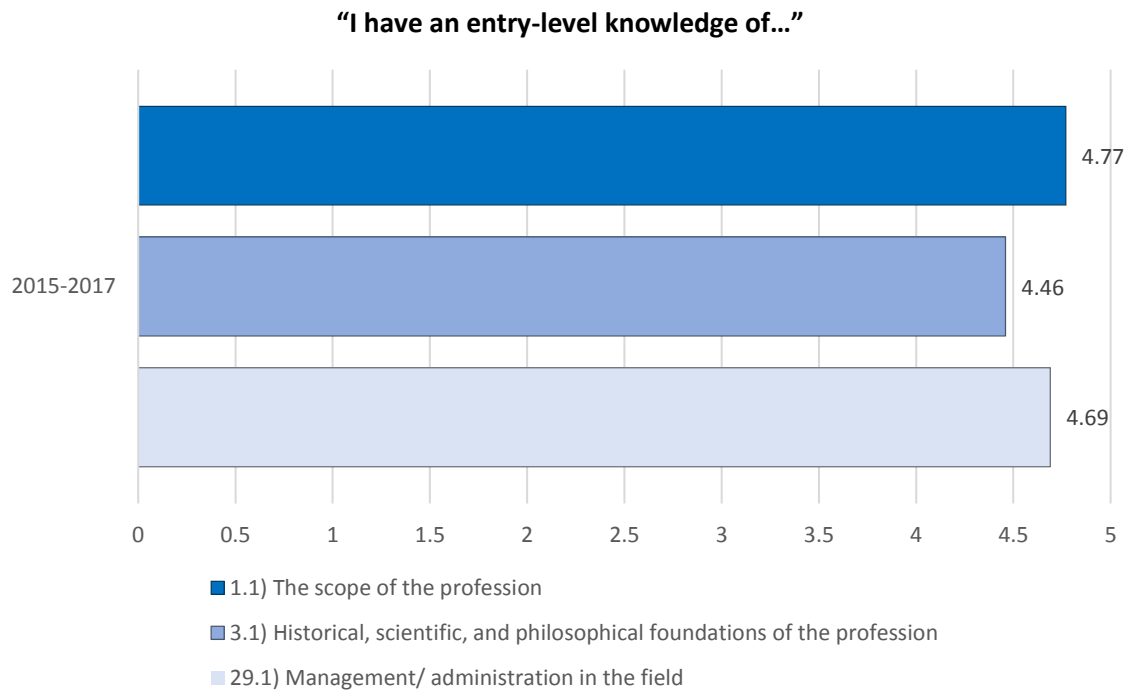
**Q<sub>6</sub>: Applications/Tools: On a scale from 1-Disagree Completely to 5-Agree Completely**

Item #6	(1) Completely Disagree		(2) Disagree Somewhat		(3) Neither Disagree or Agree		(4) Agree Somewhat		(5) Agree Completely		N		Mean		Grand Mean
	15-16	16-17	15-16	16-17	15-16	16-17	15-16	16-17	15-16	16-17	15-16	16-17	15-16	16-17	
6.1) I can apply entry-level knowledge concepts, principles, and procedures of management/administration.	0	0	0	0	0	0	5	4	8	8	13	12	4.62	4.67	4.64
6.2) I can apply current technology to professional practice.	0	0	0	0	0	2	4	1	9	9	13	12	4.69	4.58	4.64
6.3) I can apply basic principles of research and data analysis.	0	0	0	0	0	1	8	3	4	8	12	12	4.33	4.58	4.46
6.4) I can use the tools of professional communication including writing, speaking, and multimedia resources.	0	0	0	0	0	2	6	0	7	10	13	12	4.54	4.67	4.60
6.5) I can use critical thinking to solve problems related to different facets of professional practice.	0	0	0	0	0	0	6	2	7	10	13	12	4.54	4.83	4.68
6.6) I can use my knowledge, skills, and abilities to engage in advocacy.	0	0	0	0	0	2	5	0	8	10	13	12	4.62	4.67	4.64
6.7) I can use my knowledge, skills, and abilities to stimulate innovation.	0	0	0	0	0	1	6	1	7	10	13	12	4.54	4.75	4.64



**Student Learning Data Cont.**

The below chart shows that students scored items related to their entry-level knowledge highly. For detailed results, please see the below data tables.



*N*=26; Scale from 1-Completely Disagree/Disagree Completely to 5-Agree Completely

**Q1: Nature and Scope of the Profession: Over On a scale from 1-Disagree Completely to 5-Agree Completely**

Item #1	(1) Disagree Completely		(2) Disagree Somewhat		(3) Neither Disagree or Agree		(4) Agree Somewhat		(5) Agree Completely		N		Mean		Grand Mean
	15-16	16-17	15-16	16-17	15-16	16-17	15-16	16-17	15-16	16-17	15-16	16-17	15-16	16-17	
1.1) I have an entry-level knowledge of the scope of the profession.	0	0	0	0	1	0	3	1	9	12	13	13	4.62	4.92	4.77
1.2) I understand the history and development of the profession.	0	0	0	0	1	1	5	1	7	11	13	13	4.46	4.77	4.62
1.3) I am aware of professional organizations related to the field.	0	0	0	0	0	0	6	5	7	8	13	13	4.54	4.62	4.58
1.4) I understand the importance of maintaining professional competence.	0	0	0	0	0	0	2	1	11	12	13	13	4.85	4.92	4.88
1.5) I understand ethical principles & professionalism associated with the field.	0	0	0	0	1	0	1	2	11	11	13	13	4.77	4.85	4.81
1.6) I am aware of available resources for professional development.	0	0	0	0	1	0	8	4	4	9	13	13	4.23	4.69	4.46
1.7) I am aware of current issues and trends in the profession.	0	0	0	0	1	2	6	4	6	6	13	12	4.38	4.33	4.36
1.8) I understand the roles, interrelationships, and use of diverse delivery systems providing parks, recreation, and leisure resources.	0	0	0	0	1	2	6	1	6	10	13	13	4.38	4.62	4.50
1.9) I understand the importance of leisure delivery systems for diverse populations.	0	0	0	0	0	1	4	1	9	11	13	13	4.69	4.77	4.73

**Q3: Historical, Philosophical & Scientific Foundations: On a scale from 1-Completely Disagree to 5-Agree Completely**

Item #3	(1) Completely Disagree		(2) Disagree Somewhat		(3) Neither Disagree or Agree		(4) Agree Somewhat		(5) Agree Completely		N		Mean		Grand Mean
	15-16	16-17	15-16	16-17	15-16	16-17	15-16	16-17	15-16	16-17	15-16	16-17	15-16	16-17	
3.1) I have an entry-level knowledge of the historical, scientific, and philosophical foundations of the profession.	0	0	0	0	0	2	6	4	7	7	13	13	4.54	4.38	4.46
3.2) I understand the conceptual foundations of play, recreation, and leisure.	0	0	0	0	0	0	6	1	7	12	13	13	4.54	4.92	4.73
3.3) I understand the significance of play, recreation, and leisure in contemporary society.	0	0	0	0	0	0	4	2	9	11	13	13	4.69	4.85	4.77
3.4) I understand the significance of play, recreation, and leisure throughout the lifespan.	0	0	0	0	0	0	5	2	8	11	13	13	4.62	4.85	4.73
3.5) I understand the interrelationship between leisure behavior and the natural environment.	0	0	0	0	0	1	5	2	8	10	13	13	4.62	4.69	4.65
3.6) I understand environmental ethics and its relationship to leisure behavior.	0	0	0	0	0	2	5	1	8	10	13	13	4.62	4.62	4.62
3.7) I can apply knowledge of professional practices & historical, scientific, & philosophical foundations to decision making.	0	0	0	0	0	1	7	5	6	7	13	13	4.46	4.46	4.46

**Q28 Professional Techniques and Practices: On a scale from 1-Completely Disagree to 5-Agree Completely**

Item #28	(1) Completely Disagree		(2) Disagree Somewhat		(3) Neither Disagree or Agree		(4) Agree Somewhat		(5) Agree Completely		N		Mean		Grand Mean
	15-16	16-17	15-16	16-17	15-16	16-17	15-16	16-17	15-16	16-17	15-16	16-17	15-16	16-17	
28.1) I understand inclusive leisure practices as they apply to the operation of programs and services.	0	0	0	0	0	0	5	4	8	9	13	13	4.62	4.69	4.65
28.2) I understand inclusive leisure practices as they apply to the design of areas and facilities.	0	0	0	0	0	1	6	2	7	10	13	13	4.54	4.69	4.62
28.3) I understand the use of diverse leisure delivery systems to promote community development.	0	0	0	0	0	2	5	1	8	10	13	13	4.62	4.62	4.62
28.4) I understand the use of diverse leisure delivery systems to promote economic development.	0	0	0	0	0	1	4	3	9	9	13	13	4.69	4.62	4.65
28.5) I have the ability to design recreation programs that apply knowledge of professional practice, science, & philosophy	0	0	0	0	1	3	6	2	6	8	13	13	4.38	4.38	4.38
28.6) I understand the variety of programs and services that enhance individual, group, & community life.	0	0	0	0	0	1	7	4	6	8	13	13	4.46	4.54	4.50
28.7) I can implement a needs assessment.	0	0	0	1	0	1	8	4	5	6	13	12	4.38	4.25	4.32

Item #28	(1) Completely Disagree		(2) Disagree Somewhat		(3) Neither Disagree or Agree		(4) Agree Somewhat		(5) Agree Completely		N		Mean		Grand Mean
	15-16	16-17	15-16	16-17	15-16	16-17	15-16	16-17	15-16	16-17	15-16	16-17	15-16	16-17	
28.8) I can develop outcome-oriented goals and objectives.	0	0	0	0	0	0	5	2	8	11	13	13	4.62	4.85	4.73
28.9) I can implement marketing principles and procedures related to programs & services.	0	0	0	1	0	1	6	3	7	8	13	13	4.54	4.38	4.46
28.10) I can facilitate recreation & related experiences for a diverse clientele.	0	0	0	1	0	0	4	2	9	10	13	13	4.69	4.62	4.65
28.11) I can implement programs/events.	0	0	0	1	0	0	3	5	10	7	13	13	4.77	4.38	4.58
28.12) I understand group dynamics and processes.	0	0	0	0	0	1	3	1	10	11	13	13	4.77	4.77	4.77
28.13) I can use various leadership techniques to enhance individual, group, and community experiences.	0	0	0	0	0	1	4	0	9	12	13	13	4.69	4.85	4.77
28.14) I can evaluate recreation and related services and use evaluation data for improvement.	0	0	0	0	0	1	6	1	7	11	13	13	4.54	4.77	4.65

**Q29: Operations & Management/Administration: On a scale from 1-Completely Disagree to 5-Agree Completely**

Item #29	(1) Completely Disagree		(2) Disagree Somewhat		(3) Neither Disagree or Agree		(4) Agree Somewhat		(5) Agree Completely		N		Mean		Grand Mean
	15-16	16-17	15-16	16-17	15-16	16-17	15-16	16-17	15-16	16-17	15-16	16-17	15-16	16-17	
29.1) I have an entry-level knowledge of management/administration in the field.	0	0	0	0	0	1	2	4	11	8	13	13	4.85	4.54	4.69
29.2) I can recognize basic facts, concepts, principles, and procedures of management/administration.	0	0	0	0	0	0	3	3	10	10	13	13	4.77	4.77	4.77
29.3) I can prepare, operate, and maintain facilities and venues	0	0	0	0	1	3	4	4	8	6	13	13	4.54	4.23	4.38
29.4) I understand principles and procedures of human resource management.	0	0	0	0	0	2	6	4	6	7	12	13	4.50	4.38	4.44
29.5) I understand principles and procedures of supervisory leadership.	0	0	0	0	1	1	4	3	8	9	13	13	4.54	4.62	4.58
29.6) I understand principles and procedures of budgeting and financial management.	0	0	0	0	4	2	4	6	5	5	13	13	4.08	4.23	4.15
29.7) I understand principles and procedures related to agency marketing techniques and strategies.	0	0	0	0	2	2	5	4	6	7	13	13	4.31	4.38	4.35
29.8) I understand principles and procedures of planning related to development of areas and facilities.	0	0	0	0	0	0	7	5	6	8	13	13	4.46	4.62	4.54

Item #29	(1) Completely Disagree		(2) Disagree Somewhat		(3) Neither Disagree or Agree		(4) Agree Somewhat		(5) Agree Completely		N		Mean		Grand Mean
	15-16	16-17	15-16	16-17	15-16	16-17	15-16	16-17	15-16	16-17	15-16	16-17	15-16	16-17	
29.9) I understand principles and procedures of functional design related to development of areas and facilities.	0	0	0	0	0	0	7	6	6	7	13	13	4.46	4.54	4.50
29.10) I understand principles and procedures of evaluation related to development of areas and facilities.	0	0	0	0	0	1	7	4	6	8	13	13	4.46	4.54	4.50
29.11) I understand the legal foundations and legislative process related to the field.	0	0	0	0	2	0	6	5	5	8	13	13	4.23	4.62	4.42
29.12) I understand contracts and tort law related to the field.	0	0	1	1	1	0	7	6	4	6	13	13	4.08	4.31	4.19
29.13) I understand regulatory agents and methods of compliance related to the field.	0	0	1	1	0	2	6	2	6	8	13	13	4.31	4.31	4.31
29.14) I understand principles and practices of safety, emergency, and risk management.	0	0	0	0	0	0	4	3	9	10	13	13	4.69	4.77	4.73