

RPTM Exit Survey Results: 2013-2015

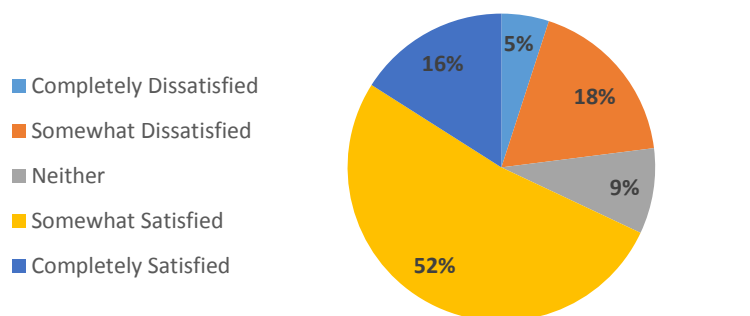
Satisfaction Data

Q7: Please indicate your satisfaction with the following aspects of the RPTM program. On a scale from 1- Completely Dissatisfied to 5-Completely Satisfied:

Item	Completely Dissatisfied	Somewhat Dissatisfied	Neither	Somewhat Satisfied	Completely Satisfied	Mean
Courses that incorporate the use of technology as a learning tool. (e.g., Blackboard Learn, multimedia, clickers, etc.)	5%	18%	9%	52%	16%	3.57
Courses that teach me how to apply technology tools used in the field. (software applications, social media, etc.)	11%	11%	20%	43%	14%	3.36
Communication channels for information about the major, jobs/internships, volunteer opportunities, etc. (E.g., FaceBook, RPTM list-serve, RPTM Flashline Group)	5%	25%	16%	27%	27%	3.48
Instructors' expertise related to course content.	2%	2%	9%	27%	59%	4.39
Incorporation of research-based knowledge into course content.	2%	7%	7%	39%	45%	4.18
Incorporation of practical applications of course content.	2%	14%	7%	43%	34%	3.93

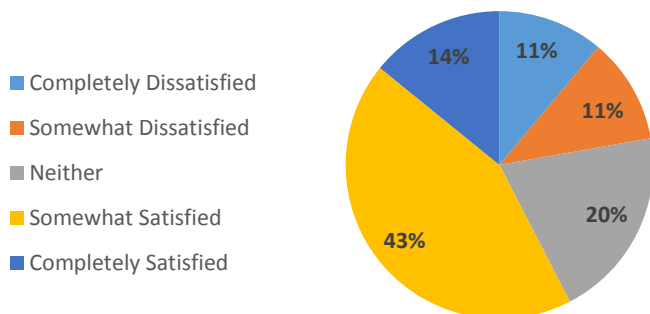
N=44

Courses that incorporate the use of technology as a learning tool. (e.g., Blackboard Learn, multimedia, clickers, etc.)



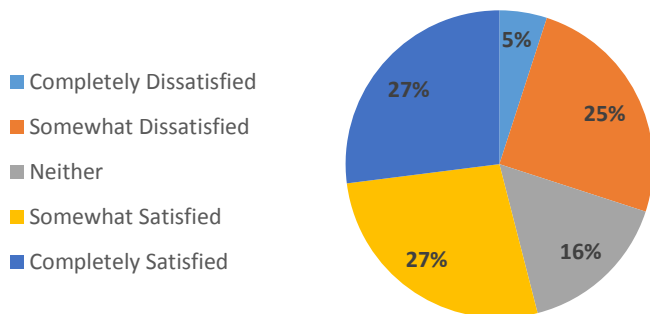
Completely Dissatisfied	2
Somewhat Dissatisfied	8
Neither	4
Somewhat Satisfied	23
Completely Satisfied	7
Total	44

**Courses that teach me how to apply technology tools used in the field.
(software applications, social media, etc.)**



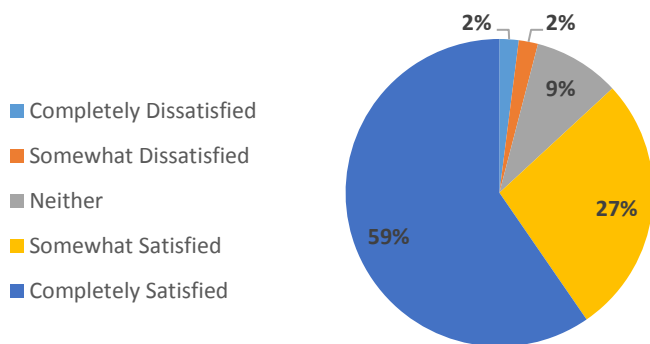
Completely Dissatisfied	5
Somewhat Dissatisfied	5
Neither	9
Somewhat Satisfied	19
Completely Satisfied	6
Total	44

**Communication channels for information about the major,
jobs/internships, volunteer opportunities, etc. (E.g., FaceBook, RPTM list-
serve, RPTM Flashline Group)**



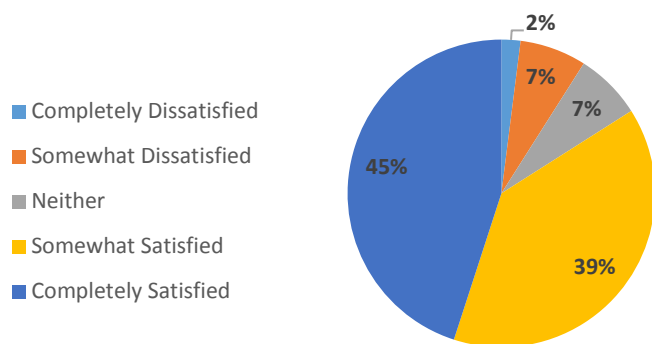
Completely Dissatisfied	2
Somewhat Dissatisfied	11
Neither	7
Somewhat Satisfied	12
Completely Satisfied	12
Total	44

Instructors' expertise related to course content.



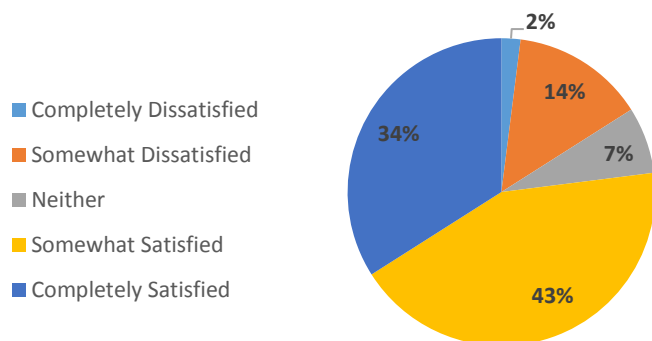
Completely Dissatisfied	1
Somewhat Dissatisfied	1
Neither	4
Somewhat Satisfied	12
Completely Satisfied	26
Total	44

Incorporation of research-based knowledge into course content.



Completely Dissatisfied	1
Somewhat Dissatisfied	3
Neither	3
Somewhat Satisfied	17
Completely Satisfied	20
Total	44

Incorporation of practical applications of course content.



Completely Dissatisfied	1
Somewhat Dissatisfied	6
Neither	3
Somewhat Satisfied	19
Completely Satisfied	15
Total	44

Student Learning Data

Over the course of your academic career, faculty and agency supervisors have evaluated your work in terms of specified course objectives. We are interested in your perceptions of what you have learned. Please rate each of the following statements in terms of your perception of your knowledge, skills and abilities. This will help us identify areas for improvement.

Q1: Nature and Scope of the Profession: Over On a scale from 1-Disagree Completely to 5-Agree Completely

Item	Disagree Completely	Disagree Somewhat	Neither Disagree or Agree	Agree Somewhat	Agree Completely	Mean
I have an entry-level knowledge of the scope of the profession.	0%	0%	9%	34%	57%	4.48
I understand the history and development of the profession.	0%	5%	2%	57%	36%	4.25
I am aware of professional organizations related to the field.	0%	5%	5%	41%	50%	4.36
I understand the importance of maintaining professional competence.	0%	0%	0%	23%	77%	4.77
I understand ethical principles & professionalism associated with the field.	0%	0%	0%	36%	64%	4.64
I am aware of available resources for professional development.	0%	5%	18%	43%	34%	4.07
I am aware of current issues and trends in the profession.	0%	5%	18%	36%	41%	4.14
I understand the roles, interrelationships, and use of diverse delivery systems providing parks, recreation, and leisure resources.	0%	5%	9%	45%	41%	4.23
I understand the importance of leisure delivery systems for diverse populations.	0%	0%	5%	39%	57%	4.52

N=44

Q3: Historical, Philosophical & Scientific Foundations: On a scale from 1-Completely Disagree to 5-Agree Completely

Item	Completely Disagree	Disagree Somewhat	Neither Disagree or Agree	Agree Somewhat	Agree Completely	Mean
I have an entry-level knowledge of the historical, scientific, and philosophical foundations of the profession.	0%	0%	7%	55%	39%	4.32
I understand the conceptual foundations of play, recreation, and leisure.	0%	0%	0%	39%	61%	4.61
I understand the significance of play, recreation, and leisure in contemporary society.	0%	0%	0%	20%	80%	4.80
I understand the significance of play, recreation, and leisure throughout the lifespan.	2%	0%	0%	14%	84%	4.77
I understand the interrelationship between leisure behavior and the natural environment.	0%	5%	0%	16%	80%	4.70
I understand environmental ethics and its relationship to leisure behavior.	0%	2%	5%	20%	73%	4.64
I can apply knowledge of professional practices & historical, scientific, & philosophical foundations to decision making.	0%	0%	11%	34%	55%	4.43

N=44

Q₂₈ Professional Techniques and Practices: On a scale from 1-Completely Disagree to 5-Agree Completely

Item	Completely Disagree	Disagree Somewhat	Neither Disagree or Agree	Agree Somewhat	Agree Completely	Mean	N
I understand inclusive leisure practices as they apply to the operation of programs and services.	0%	0%	7%	36%	57%	4.5	44
I understand inclusive leisure practices as they apply to the design of areas and facilities.	0%	0%	2%	32%	66%	4.64	44
I understand the use of diverse leisure delivery systems to promote community development.	0%	0%	2%	40%	58%	4.56	43
I understand the use of diverse leisure delivery systems to promote economic development.	0%	2%	7%	51%	40%	4.28	43
I have the ability to design recreation programs that apply knowledge of professional practice, science, & philosophy	0%	2%	7%	43%	48%	4.36	44
I understand the variety of programs and services that enhance individual, group, & community life.	0%	0%	2%	48%	50%	4.48	44
I can implement a needs assessment.	0%	9%	9%	49%	33%	4.05	43
I can develop outcome-oriented goals and objectives.	0%	2%	5%	41%	52%	4.43	44
I can implement marketing principles and procedures related to programs & services.	2%	5%	7%	50%	36%	4.14	44
I can facilitate recreation & related experiences for a diverse clientele.	0%	0%	2%	50%	48%	4.45	44
I can implement programs/events.	0%	0%	0%	37%	63%	4.63	43
I understand group dynamics and processes.	0%	2%	5%	41%	52%	4.43	44
I can use various leadership techniques to enhance individual, group, and community experiences.	0%	0%	9%	41%	50%	4.41	44
I can evaluate recreation and related services and use evaluation data for improvement.	0%	2%	7%	45%	45%	4.34	44

Q₂₉: Operations & Management/Administration: On a scale from 1-Completely Disagree to 5-Agree Completely


Item	Completely Disagree	Disagree Somewhat	Neither Disagree or Agree	Agree Somewhat	Agree Completely	Mean	N
I have an entry-level knowledge of management/ administration in the field.	0%	2%	5%	55%	39%	4.30	44
I can recognize basic facts, concepts, principles, and procedures of management/ administration.	2%	0%	2%	39%	57%	4.48	44
I can prepare, operate, and maintain facilities and venues	0%	5%	9%	41%	45%	4.27	44
I understand principles and procedures of human resource management.	2%	2%	18%	50%	27%	3.98	44
I understand principles and procedures of supervisory leadership.	2%	0%	7%	52%	39%	4.25	44
I understand principles and procedures of budgeting and financial management.	9%	11%	20%	43%	16%	3.45	44
I understand principles and procedures related to agency marketing techniques and strategies.	0%	7%	18%	43%	32%	4.00	44
I understand principles and procedures of planning related to development of areas and facilities.	0%	5%	14%	41%	41%	4.18	44
I understand principles and procedures of functional design related to development of areas and facilities.	0%	0%	14%	43%	43%	4.30	44
I understand principles and procedures of evaluation related to development of areas and facilities.	2%	0%	18%	41%	39%	4.14	44
I understand the legal foundations and legislative process related to the field.	2%	2%	20%	52%	23%	3.91	44
I understand contracts and tort law related to the field.	2%	2%	23%	44%	28%	3.93	43
I understand regulatory agents and methods of compliance related to the field.	7%	2%	25%	43%	23%	3.73	44
I understand principles and practices of safety, emergency, and risk management.	0%	2%	9%	36%	52%	4.39	44

Q6: Applications/Tools: On a scale from 1-Disagree Completely to 5-Agree Completely

Item	Disagree Completely	Disagree Somewhat	Neither Disagree or Agree	Agree Somewhat	Agree Completely	Mean
I can apply entry-level knowledge concepts, principles, and procedures of management/ administration.	0%	0%	2%	48%	50%	4.48
I can apply current technology to professional practice.	2%	0%	2%	41%	55%	4.45
I can apply basic principles of research and data analysis.	0%	2%	11%	43%	43%	4.27
I can use the tools of professional communication including writing, speaking, and multimedia resources.	0%	0%	0%	43%	57%	4.57
I can use critical thinking to solve problems related to different facets of professional practice.	0%	0%	0%	36%	64%	4.64
I can use my knowledge, skills, and abilities to engage in advocacy.	0%	0%	2%	39%	59%	4.57
I can use my knowledge, skills, and abilities to stimulate innovation.	0%	2%	5%	34%	59%	4.50

N=44

I have an entry-level knowledge of...



N=44; Scale from 1-Completely Disagree to 5-Agree Completely

Open-Ended Responses

Liked Most: There were 40 students that provided written responses to the question, Q₁₄: What did you like the MOST about the RPTM program? The following two themes were identified:

1. **Positive comments about RPTM faculty**: 20 of the 40 students (50% of respondents) wrote about how friendly, knowledgeable, and personable the RPTM faculty are.
2. **Positive comments about the program's practical lessons/hands-on experiences**: 10 of the 40 students wrote about the applicability and practicality of the hands-on experiences.

Excerpt responses: "Q₁₄: Liked Most"

Theme One Positive Comments About RPTM Faculty
"I feel like the vast majority of my professors were knowledgeable in their respective fields. They also were all more than willing to help students out with networking, career advice, and just general advice."
Theme Two Positive comments about the program's practical lessons/hands-on experiences
"I liked the 'hands on' experiences we were given. The RPTM field is better learned that way."

Liked Least: There were 38 students that provided written responses to the question, Q₁₅: What did you like the LEAST about the RPTM program? The following two themes were identified:

1. **Dissatisfaction with Aspects of Coursework**: 23 of the 38 respondents wrote about a variety of dissatisfactions related to coursework. For example, some students feeling like course material was repetitive and some felt like certain courses were outside the scope of their major/concentration area.
2. **A lack of hands-on/practical experience**: 7 of the 38 respondents wrote about the lack of hands-on experience. Even though the hands-on, practical experience was identified as a positive theme, it has also been identified as a negative theme. Since the data is not disaggregated by year, it is unclear if students have mixed opinions on this theme or whether changes to the program caused the negative to become a positive (or vice versa).

Excerpt responses: "Q₁₅: Liked Least"

Theme One Dissatisfaction with Aspects of Coursework
"Way too many park classes that were very repetitive, and pointless. Teacher was great, but not beneficial from a recreation standpoint."
Theme Two A lack of hands-on/practical experience
"The constant sitting indoors; this career/lifestyle is about promoting the benefits of outdoor recreation and yet we don't practice what we preach."

Demographics

Q₁₈: What is your age?

Age Range	%	Count
21-23	58%	26
24-26	33%	15
27-29	4%	2
30+	4%	2

N=45

Q₁₉: What is your sex?

Sex	%	Count
Male	53%	24
Female	47%	21

N=45

Q₂₀: What is your concentration area?

Concentration	%	Count
Recreation Management	40%	18
Park Management	44%	20
Tourism Management	16%	7

N=45

Q₂₁: About how many hours a week do you spend studying for your classes?

The average self-reported time spent studying was 11.3 hours per week; answers ranged from 2 hours to 35 hours.