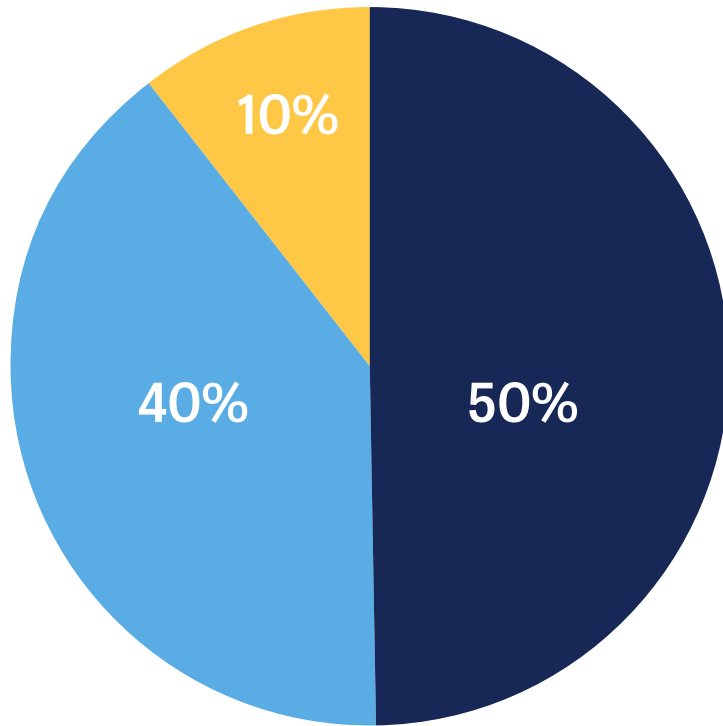




CEOs for Cities
TALENT DIVIDEND PRIZE
Akron MSA
(Summit and Portage counties)

Wednesday, Oct. 29, 2014

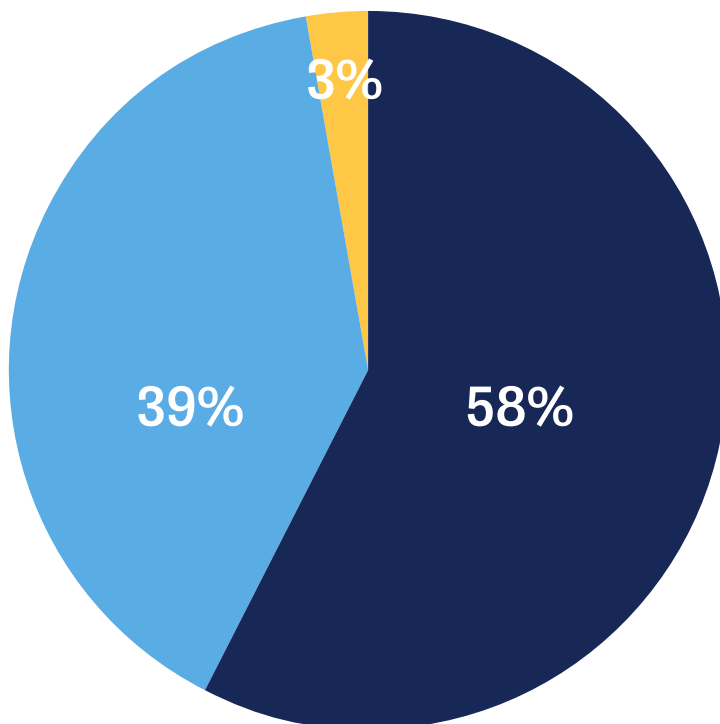
Akron MSA (Summit and Portage counties) had a 20 percent increase in the number of degrees awarded between 2009-2010 and 2012-2013.



Share of Total Degrees Awarded

All Degrees

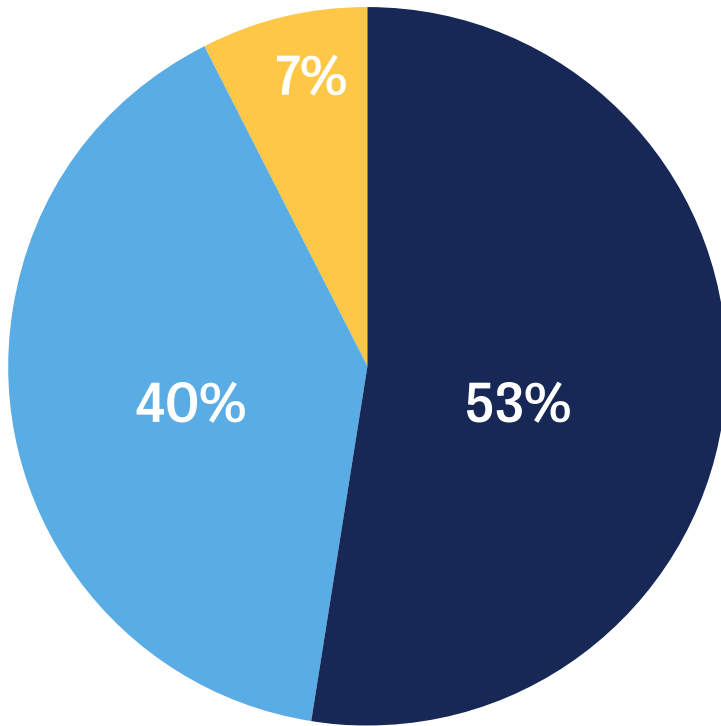
	2009-10	2012-13	Total
KSU	5,138	6,372	11,510
U of A	4,190	5,038	9,228
Others	1,165	1,222	2,387
	10,493	12,632	23,125



Share of Change in Total Degrees Awarded

All Degrees

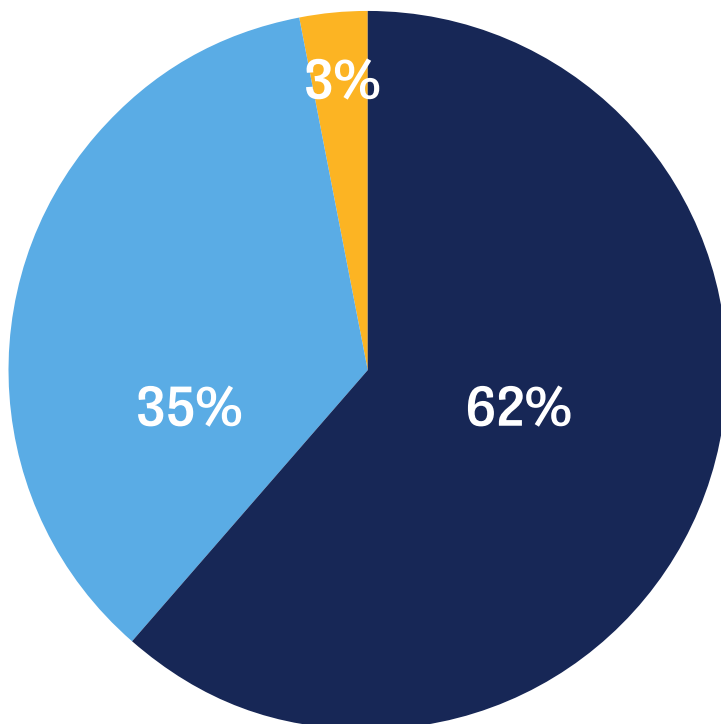
	2009-10	2012-13	Change
KSU	5,138	6,372	1,234
U of A	4,190	5,038	848
Others	1,165	1,222	57
	10,493	12,632	2,139



Share of Total Points* Awarded

Points

	2009-10	2012-13	Total
● KSU	10,276	12,744	23,020
● U of A	8,003	9,425	17,428
● Other	1,560	1,681	3,241
	<u>19,839</u>	<u>23,850</u>	<u>43,689</u>



Share of Change in Total Points* Awarded

Points

	2009-10	2012-13	Change
● KSU	10,276	12,744	2,468
● U of A	8,003	9,425	1,422
● Other	1,560	1,681	121
	<u>19,839</u>	<u>23,850</u>	<u>4,011</u>

*Points were awarded as follows: Bachelor's, Advanced and Professional Degrees = 2 Points; Associate Degrees = 1 Point.